

Ranked Choice Voting Lessons Learned

Local Municipal Elections & Political Party Nominating Contests

Josh Daniels

Former County Clerk & Auditor, Utah County, Utah



THE PURPOSE: WHY RANKED CHOICE VOTING?



Fiscally conservative - lowers cost for municipal elections

One election in November rather than two elections with a Primary and a General

Shorter, less expensive city campaigns

Candidates can focus on a single election in November

Voters more fully express their will

A winner by majority vote

Eliminates the spoiler effect

THE PEOPLE: IMPLEMENTING RCV IN CITY ELECTIONS



Public & Candidate outreach, education:

Videos, mailers, educational events, booths at public events, sample ballots, sample elections, school student body elections, assisted living & senior center tests.

Customer service requests:

Tracked and logged calls to identify share of callers that needed assistance or had questions about RCV specifically. Less than 1% of calls were related to RCV.

Post-election polling:

Voters who used RCV overwhelmingly supported it (over 85%) and found it easy to use (85%).

2021: 23 CITIES & 5 COUNTIES



Salt Lake County:

- Bluffdale
- Cottonwood Heights
- Draper
- Magna
- Midvale
- Millcreek
- Riverton
- Salt Lake City
- Sandy
- South Salt Lake

Utah County:

- Elk Ridge
- Genola
- Goshen
- Lehi
- Payson
- Springville
- Vineyard
- Woodland Hills

Wasatch County:

- Heber

Grand County:

- Moab

Cache County:

- Newton
- Nibley
- River Heights

THE PROCESS: RCV ELECTION ADMINISTRATION



Ballot design:

Ballot design includes a grid, see example on next slide.

Tabulation:

Ballots are processed and scanned like all other non-RCV ballots. Determining winners requires one extra step to run the IRV process. This was facilitated using a utility (“RCTab”) provided by the Ranked Choice Voting Resource Center. Audit process is the same.

Reporting results:

We ran the IRV process on election night and provided preliminary results as we did for any other type of race. We used a free utility (“RCVis”) to display interactive results.

OFFICIAL BALLOT
MUNICIPAL GENERAL ELECTION
TUESDAY, NOVEMBER 2, 2021

Ballot 60 - Type 60 - BC- English -
Default - SLC001



RANKED CHOICE VOTING INSTRUCTIONS:

To rank your candidates, fill in the oval next to their name:

- In the 1st column for your 1st choice candidate
- In the 2nd column for your 2nd choice candidate, and so on

Do not fill in more than one oval:

- In a column
- For a candidate



You may rank as many or as few candidates as you like, and you are not required to rank all candidates. If you skip a ranking, subsequent choice(s) in that contest will not be counted. If you make a mistake, mark the ballot so your intent is clear. Do not initial or sign the correction.

MUNICIPAL

SALT LAKE CITY

CITY RECORDER

SALT LAKE CITY COUNCIL DISTRICT 2 (2 Year Term)

RANKED CHOICE VOTING: Rank up to Five candidates.

	1 First choice	2 Second choice	3 Third choice	4 Fourth choice	5 Fifth choice
ALEJANDRO "ALE" PUY	<input type="radio"/>	<input type="radio"/>	<input type="radio"/>	<input type="radio"/>	<input type="radio"/>
BILLY PALMER	<input type="radio"/>	<input type="radio"/>	<input type="radio"/>	<input type="radio"/>	<input type="radio"/>
NIGEL SWABY	<input type="radio"/>	<input type="radio"/>	<input type="radio"/>	<input type="radio"/>	<input type="radio"/>
DENNIS FARIS	<input type="radio"/>	<input type="radio"/>	<input type="radio"/>	<input type="radio"/>	<input type="radio"/>
DANIEL TUUTAU	<input type="radio"/>	<input type="radio"/>	<input type="radio"/>	<input type="radio"/>	<input type="radio"/>

THE PROCESS: VISUALIZING RCV RESULTS



2004 Utah Gubernatorial GOP Convention Example:

<https://rcvis.com/v/utah-republican-convention-nomination-for-governor#barchart>

2020 Virginia Gubernatorial GOP Convention Example:

<https://rcvis.com/v/va-gop-gov#barchart>

2020 Utah Gubernatorial GOP Convention Example:

<https://rcvis.com/visualize=utgop-2020-convention-governorjson#barchart>

Utah City of Lehi, 2021 council example (2 seats):

Seat 1: https://rcvis.com/v/21g_le_cc_1_u4

Seat 2: https://rcvis.com/v/21g_le_cc_2_u4

UTAH 2020: GOP GUBERNATORIAL CONVENTION



Utah Republican Convention - Nomination for Governor

Saturday, May 8, 2004

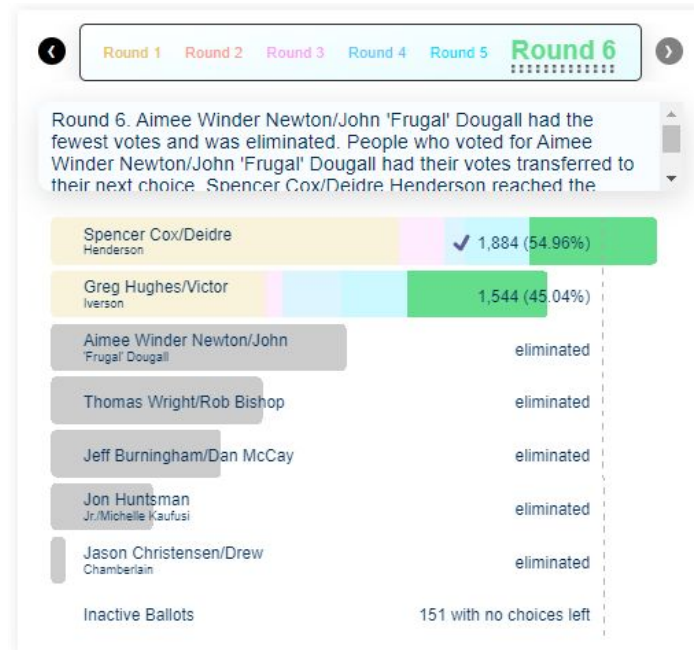
The results of a ranked-choice voting election. | [Download Raw Summary Data](#)

Candidate name	Round 1	Round 2	Round 3	Round 4	Round 5	Round 6	Round 7
Jon Huntsman	27.98% 959 votes	27.98% 959 votes	28.41% 974 votes	30.32% 1,038 votes	34.09% 1,165 votes	38.76% 1,316 votes	51.28% 1,707 votes
Nolan Karras	17.71% 607 votes	17.77% 609 votes	18.23% 625 votes	20.71% 709 votes	24.82% 848 votes	34.64% 1,176 votes	48.72% 1,622 votes
Fred Lampropoulos	17.04% 584 votes	17.04% 584 votes	17.97% 616 votes	19.74% 676 votes	25.02% 855 votes	26.6% 903 votes	
Olene Walker	14.44% 495 votes	14.44% 495 votes	14.5% 497 votes	15.65% 536 votes	16.07% 549 votes		
Marty Stephens	11.09% 380 votes	11.09% 380 votes	12.22% 419 votes	13.58% 465 votes			
Jim Hansen	8.11% 278 votes	8.14% 279 votes	8.66% 297 votes				
Parley Hellewell	3.53% 121 votes	3.56% 122 votes					
Gary Benson	0.12% 4 votes						

UTAH 2020

2020 Utah Gubernatorial GOP Convention vs Primary:

Convention RCV results: <https://rcvis.com/visualize=utgop-2020-convention-governorjon#barchart>



UTAH 2020: GOP GUBERNATORIAL CONVENTION

Republican convention results ^[53]												
Candidate/running mate ↕	Round 1		Round 2		Round 3		Round 4		Round 5		Round 6	
	Votes ↕	% ↕	Votes ↕	% ↕	Votes ↕	% ↕	Votes ↕	% ↕	Votes ↕	% ↕	Votes ↕	% ↕
Spencer Cox/Deidre Henderson	1081	30.2%	1082	30.2%	1223	34.3%	1287	36.3%	1488	42.4%	1884	55.0%
Greg Hughes/Victor Iverson	663	18.5%	674	18.8%	719	20.2%	901	25.4%	1107	31.5%	1544	45.0%
Aimee Winder Newton/John 'Frugal' Dougall	500	14.0%	508	14.2%	540	15.1%	703	19.8%	918	26.1%	Eliminated	
Thomas Wright/Rob Bishop	489	13.7%	494	13.8%	553	15.5%	658	18.5%	Eliminated			
Jeff Burningham/Dan McCay	487	13.6%	504	14.1%	530	14.9%	Eliminated					
Jon Huntsman Jr./Michelle Kaufusi	315	8.8%	315	8.8%	Eliminated							
Jason Christensen/Drew Chamberlain	44	1.2%	Eliminated									
Inactive ballots	0 ballots		2 ballots		14 ballots		30 ballots		66 ballots		151 ballots	

UTAH 2020: GOP GUBERNATORIAL PRIMARY



2020 Utah Gubernatorial GOP Convention vs Primary:

Republican primary results^[54]

Party	Candidate	Votes	%
Republican	Spencer Cox	190,565	36.15%
Republican	Jon Huntsman Jr.	184,246	34.95%
Republican	Greg Hughes	110,835	21.02%
Republican	Thomas Wright	41,532	7.88%
Total votes		527,178	100%

SATISFACTION HIGH FOR RCV AND NON-RCV VOTERS

Nearly all RCV voters (94%) say they were at least somewhat satisfied with their voting experience in the municipal elections, with 3/4 saying they were "very satisfied". The same proportion of non-participants say they at least somewhat satisfied with their experience, but a smaller proportion say they were "very satisfied" (67%). The proportion of those who say they were at least "somewhat" satisfied is relatively consistent across age range, party, and town of residence sub-groups.

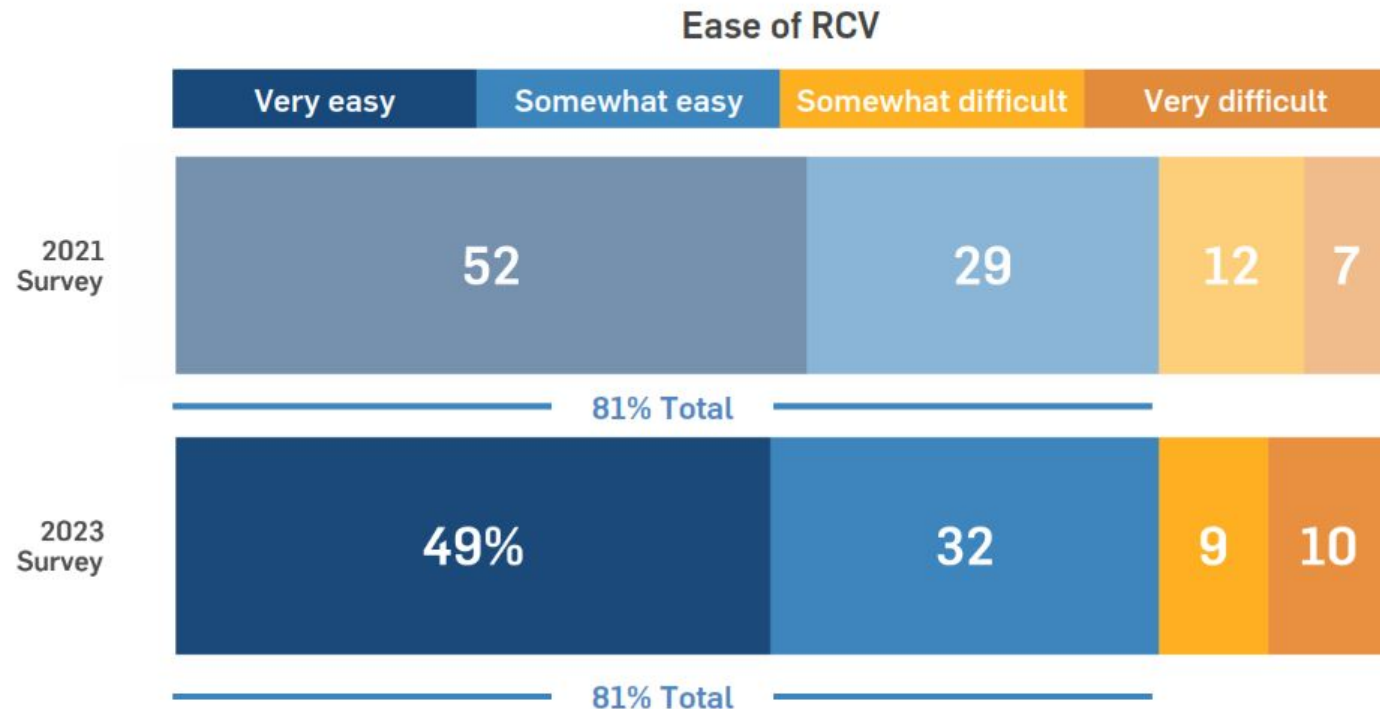
Overall Voting Satisfaction



Q: Overall, how satisfied were you with your voting experience in this year's Municipal Election? n = (RCV Participants: 641; Non-RCV Participants: 77)

NEARLY ALL RCV PARTICIPANTS FOUND RCV EASY

4 in 5 RCV participants say they found it at least “somewhat” easy to use, with about half saying it was “very” easy. This breakdown nearly mirrors the proportion from the 2021 survey. The proportion of participants who say they found RCV at least “somewhat” easy differs noticeably by demographics, including age range and party.



Younger voters are more likely to find RCV **easy to use**

- 89% of ages 18-34
- 93% of ages 35-44
- 74% of ages 65+



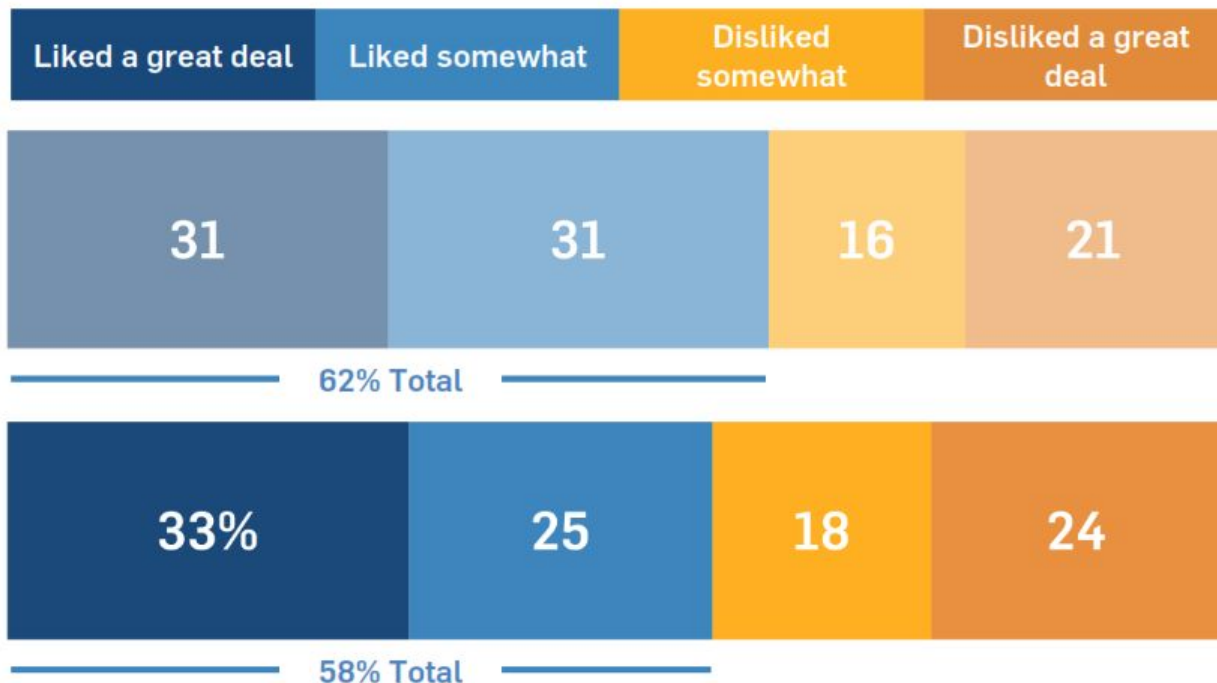
Democrats and unaffiliated voters are more likely to find RCV **easy to use**

- 73% of Republicans
- 95% of Democrats
- 87% of Unaffiliated

MAJORITY OF PARTICIPANTS LIKED USING RCV

58% of RCV participants say they liked using an RCV ballot, with 33% of participants saying they liked it a great deal. This breakdown nearly mirrors the proportion from the 2021 survey. The proportion of participants who say they enjoyed using an RCV ballot differs noticeably by demographics, including age range and party.

RCV Enjoyment



Younger voters are more likely to like using a Ranked Choice Ballot

- 78% of ages 18-34
- 60% of ages 35-44
- 57% of ages 65+

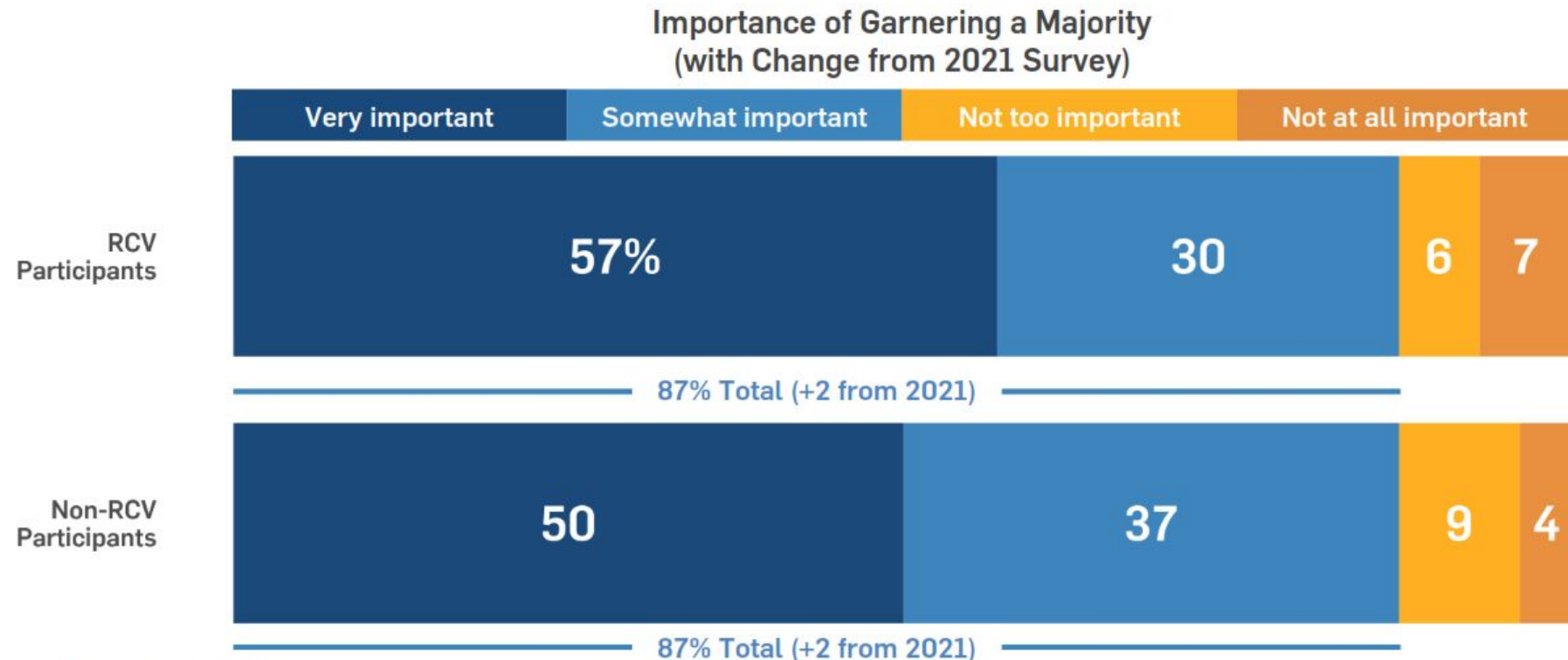


Democrats and unaffiliated voters more likely to like using a Ranked Choice Ballot

- 53% of Republicans
- 75% of Democrats
- 60% of Unaffiliated

87% SAY WINNING A MAJORITY IS IMPORTANT

Once presented with additional detail about how RCV ensures a candidate wins a majority of the votes in an election, about 87% of all respondents say it is important that a candidate wins a majority of votes in an election, highlighting a potential opportunity in focusing on the benefits of election methods and how election systems provide those benefits. Responses to this question are nearly identical to the responses to this question in the 2021 survey.

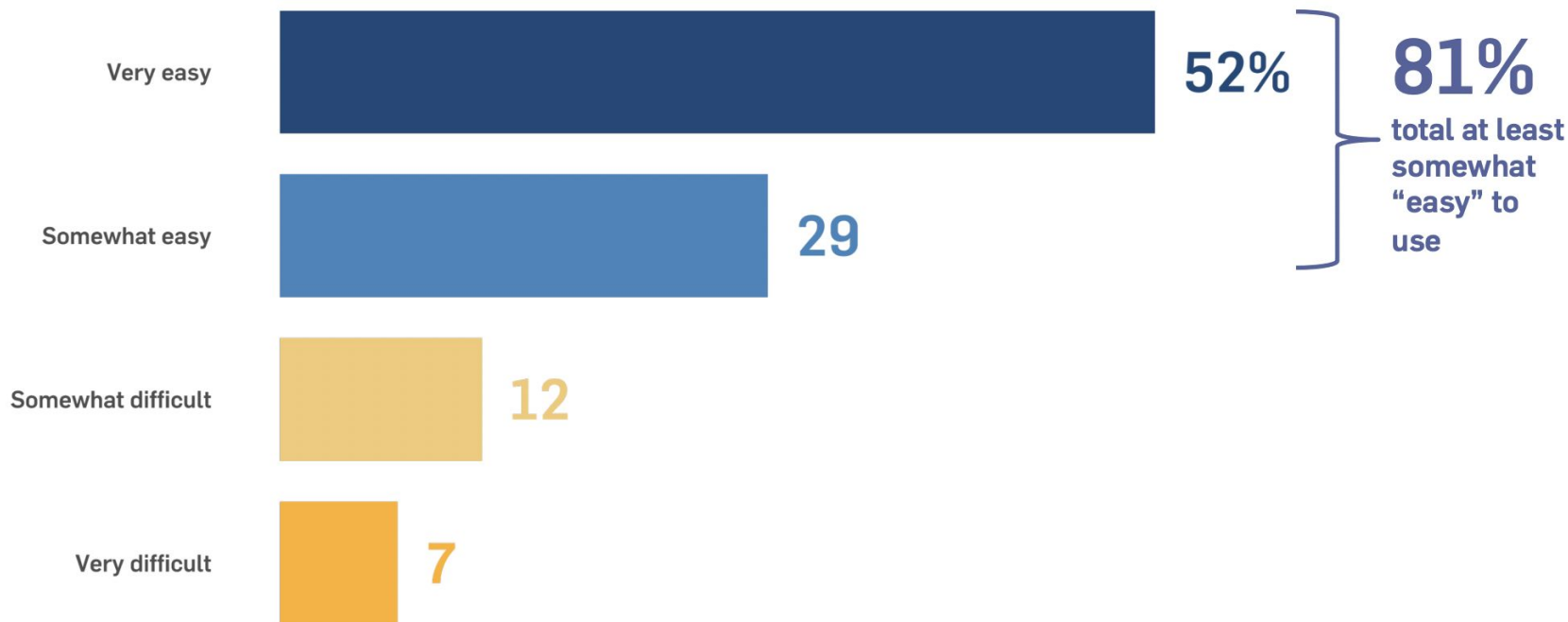


Q: How important is it to you that a candidate win a majority of votes in an election? n = (RCV Participants: 592; Non-RCV Participants: 73)

MAJORITY OF RCV VOTERS FOUND METHOD “VERY EASY”



“How easy or difficult did you find Ranked Choice Voting to use?” (shown to RCV election voters only) (n = 1,123)





BETTER. FASTER. CHEAPER. IT WORKS.

WANT TO LEARN MORE ABOUT RANKED CHOICE VOTING?
PLEASE VISIT [UTAHRCV.COM](https://utahrcv.com)

